



Your OSET Electric Bikes Activity Pack

Loads of ideas and
activities to help keep you
busy and having fun

OSET Home School Challenge



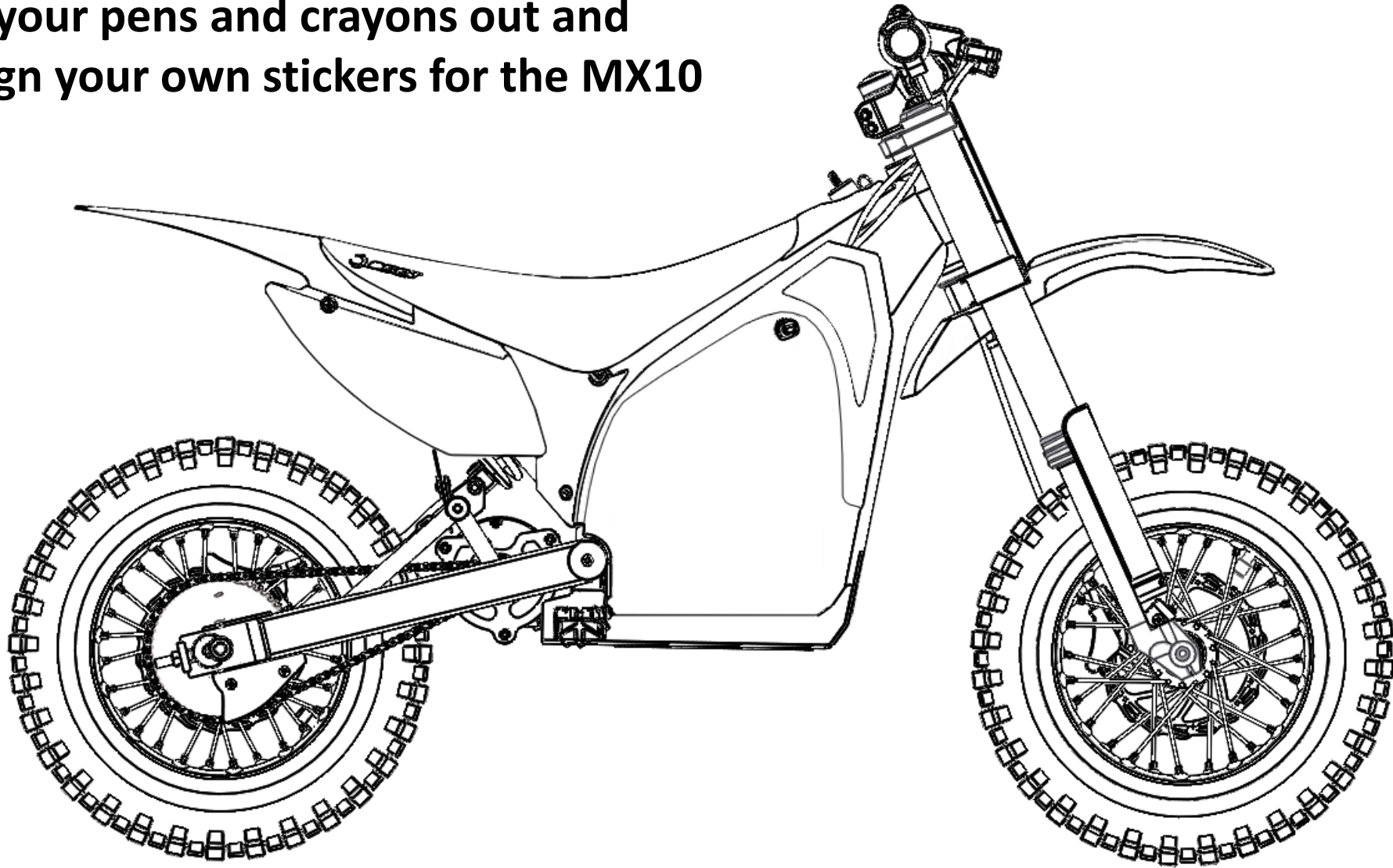
The OSET challenges are designed to help you be a better rider and have fun while doing it. Watch the lesson on our YouTube or Facebook channels and tag your photos with #osetchallenge

		<u>Lesson 1</u> Tutorial on how to stand on the bike correctly with finger placement on levers as well as feet on pegs. We will also go through turn techniques in this video.	<u>Challenge 1</u> Balance is essential. Using the tutorial, try to stay balanced on your OSET for as long as possible!	<u>Lesson 2</u> Wheelies. Slow, fast or anything in-between. Watch the tutorial and then try yourself. There are many variations to try, which will be the following days challenges.	<u>Challenge 2</u> Slow wheelies: See how slowly you can ride on the rear wheel!	
<u>Challenge 3</u> Wheelie into a wall and try to see how long you can balance on the wall for. Oliver's record is X and Elliot's is X	<u>Lesson 3</u> Stoppies. With lots of variations, watch the tutorial to see how to do each one correctly.	<u>Challenge 4</u> Stoppies off of things. Watch the stoppie tutorial to find out more!	<u>Reaction!</u> Reaction time! Oliver and Elliot will sit down and go through your submissions and give tips on how to improve!	<u>Lesson 4</u> Bike setup: After the first challenges, we will go through bike setup for Trials. Once you have made the changes to your bike, go back and try previous challenges.	<u>Challenge 5</u> Design your own riding top. You can get a blank template from the OSET site to use. Remember to send it in to us and post on social.	<u>Practice</u> Practice anything that you feel needs more work or a continuation of something else.
<u>Lesson 5</u> Bunny Hops: How to get the most lift for obstacles. Challenge yourself to go higher with bricks or other obstacles. Watch the tutorial to learn more!	<u>Challenge 6</u> #cooltrick Heelclicker stoppie challenge. Watch Elliot take on the challenge and how to complete it!	<u>Lesson 6</u> Steps: The fun one! How to get up steps in a variety of ways. Find out which techniques in the tutorials.	<u>Lesson 7</u> How to exaggerate your body movements to trick your body into doing it naturally.	<u>Reaction!</u> Reaction time! Oliver and Elliot will sit down and go through your submissions and give tips on how to improve!	<u>Challenge 7</u> Balance beam challenge! Set up something thin (plank of wood) and try to ride along it, stop, balance and ride off again.	<u>Challenge 8</u> #cooltrick Do as tight of a turn as you can with both legs one side of the bike. Watch the tutorial to find out how!
<u>Lesson 8</u> Back wheel hops. An advanced technique that will take a long time to learn. In the tutorial we will go through the steps we took to learn them.	<u>Practice</u> Practice anything that you feel needs more work or a continuation of something else.	<u>Challenge 9</u> Spend the day on another type of bike. Whether that be MTBs, Trials Bicycle, Unicycle or BMX, it's all good learning!	<u>Practice</u> Practice anything that you feel needs more work or a continuation of something else.	<u>Challenge 10</u> Challenge time. Try to stoppie and land your rear wheel on a small object like a brick.	<u>Challenge 11</u> Pallet challenge. With a single pallet, try to turn the bike 360 degrees using hopping. This can also be done in a small circle.	<u>Reaction!</u> Reaction time! Oliver and Elliot will sit down and go through your submissions and give tips on how to improve!
<u>Practice</u> Practice anything that you feel needs more work or a continuation of something else.	<u>Challenge 12</u> Try to do all of the past challenges in a row. Send a picture or video of your completed sheet to us!	<u>Challenge 13</u> Design your own bike stickers. You can get a blank template from the OSET site to use. Remember to send it in to us and post on social	<u>Practice</u> Practice anything that you feel needs more work or a continuation of something else.	<u>Challenge 14</u> The ultimate challenge! Try to learn how to roll back on the front wheel. Watch the tutorial and then keep trying. This one will take a lot of trying and crashing; but at the end it will be worth it! First person (under 15) to complete the challenge with video evidence will receive a prize!	What was your favourite challenge? Tag us in your videos and photos @osetbikes and #osetchallenge	

Get your pens and crayons out and design your own stickers for the MX10



#osetbikes



**Make sure to copy or take a photo of your finished design and post it on the OSET Bikes Facebook page – www.facebook.com/OSETbikes/
One lucky winner will even have their design turned into real sticker set for their bike**

OSET Bikes Easy Word Search



S	T	E	C	O	P	E	A	N	L
P	B	L	Y	R	D	O	S	E	T
O	L	I	T	A	T	X	I	Z	Y
L	I	H	K	C	O	L	M	B	R
N	F	P	T	E	M	A	C	O	E
M	U	D	T	L	Q	I	S	T	D
R	N	A	F	D	U	R	E	H	F
C	T	E	L	E	C	T	R	I	C
A	P	M	R	Q	P	F	G	L	N

Words to find

BIKE

OSET

TYRE

FUN

MUD

ELECTRIC

RACE

TRIAL

ECO

Can you find all the hidden words from the table above?

There are also some bonus hidden to find!

Design your own riding jersey

Get your pens, pencils and crayons out and design your very own OSET riding jersey



#osetbikes



Front



Back



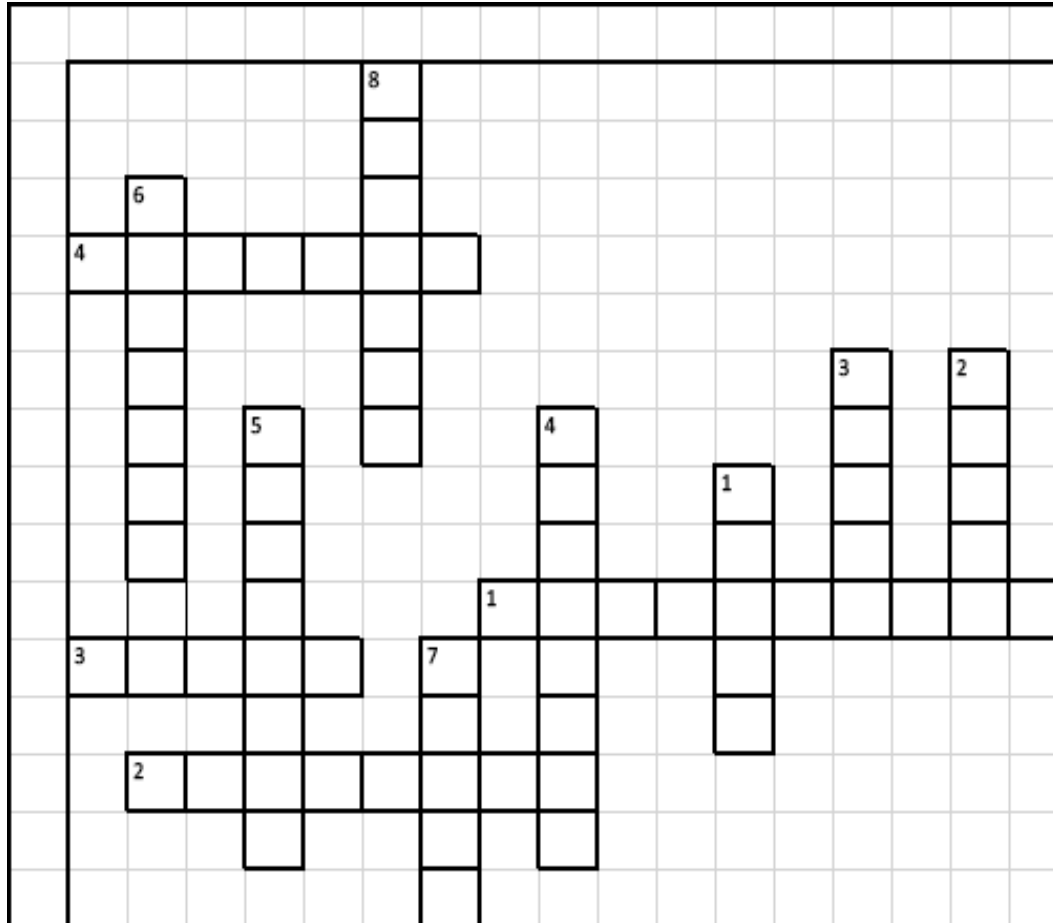
Side

Make sure to copy or take a photo of your finished design and post it on the OSET Bikes Facebook page www.facebook.com/OSETbikes/ and tag with #osetbikes

OSET Bikes Crossword Puzzle



Can you solve the clues to find the words?



Across

1. I am your OSET Bikes brain.
2. Twist and go!
3. You use me to stop.
4. I keep you going when we are out and about.

Down

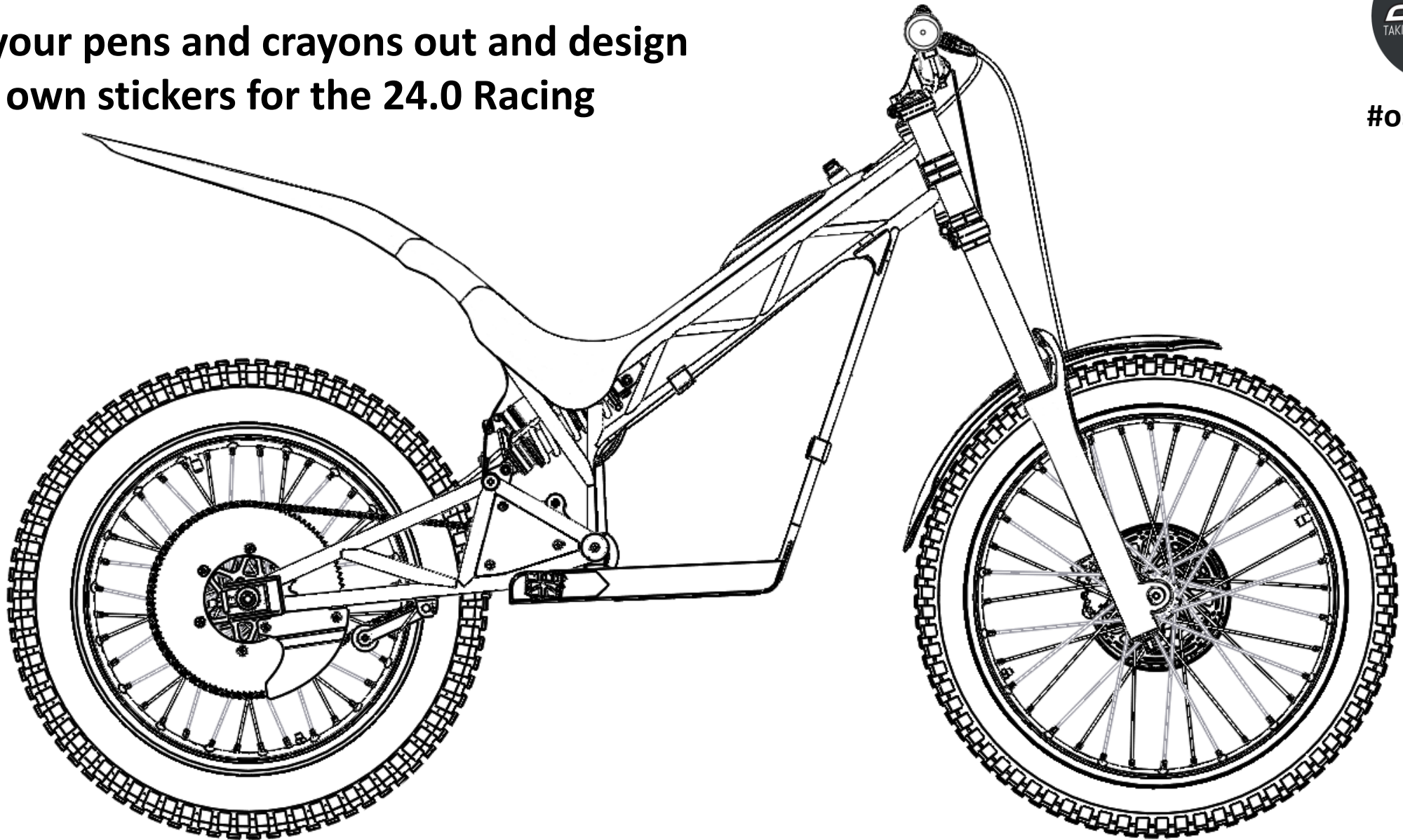
1. You can also use me at the dinner table.
2. I am the main part of your OSET.
3. I keep us rolling.
4. I have teeth sometimes I have 9 teeth sometimes I have up to 102!
5. You put me on your bike to make it look pretty.
6. You use me to control your OSET.
7. I make the front sprocket turn.
8. You plug me in to keep going.

All answers at www.osetbikes.com/gb/activity-pack



#osetbikes

Get your pens and crayons out and design your own stickers for the 24.0 Racing



Make sure to copy or take a photo of your finished design and post it on the OSET Bikes Facebook page – www.facebook.com/OSETbikes/

One lucky winner will even have their design turned into real sticker set for their bike

Design your own T-shirt




Get your pens and crayons out and design your very own OSET T-shirt!

#osetbikes



Front



Back

Make sure to copy or take a photo of your finished design and post it on the OSET Bikes Facebook page www.facebook.com/OSETbikes/ and tag with #osetbikes

OSET Bikes Electric Quiz



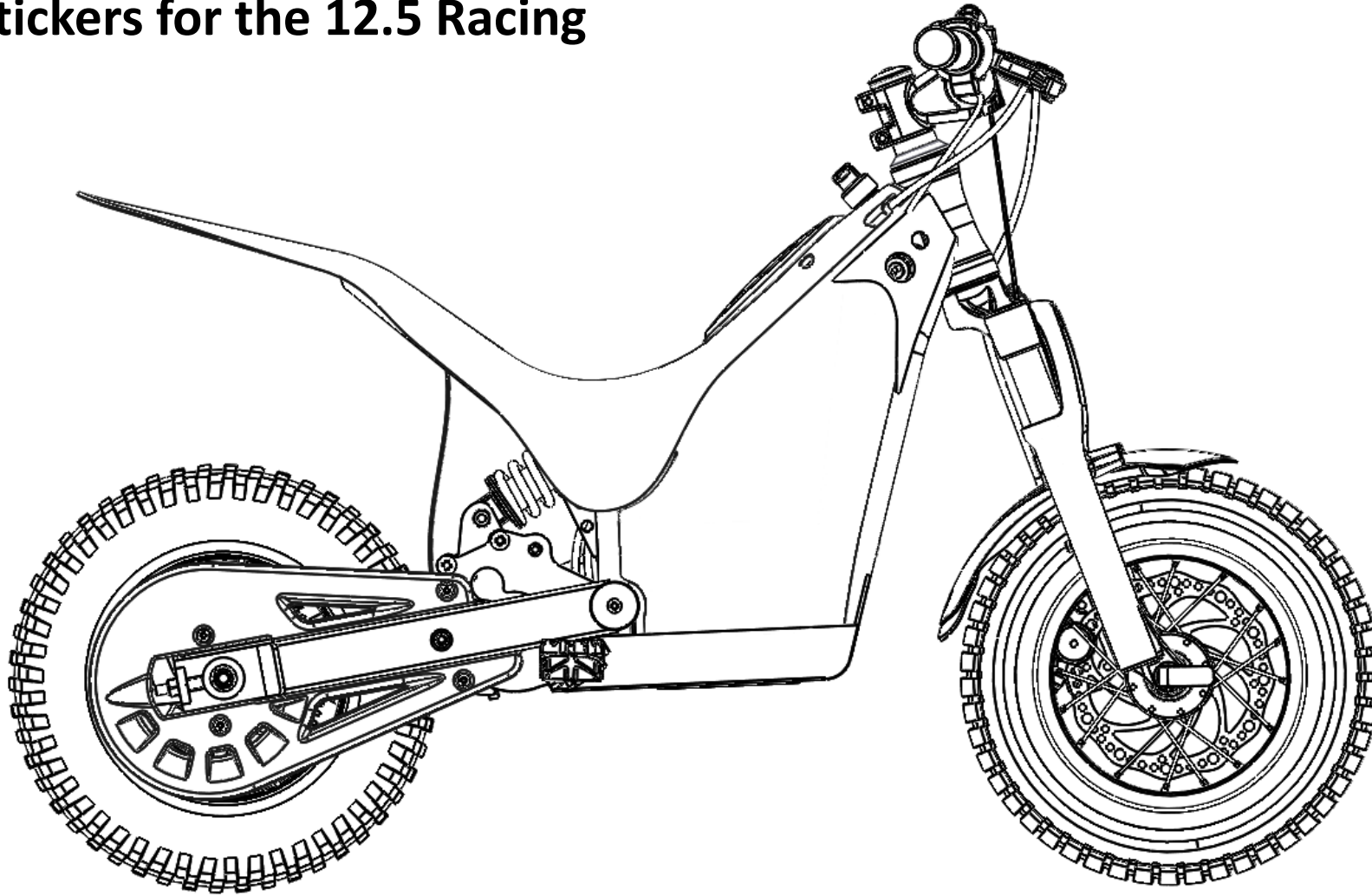
HINT ... All answers to the quiz can be found somewhere either on our website or in our magazine!!

1. What does OSET stand for?
2. How many sizes of OSET bikes are there?
3. When was OSET Bikes founded?
4. What age can you compete at an OSET Cup from?
5. What's the name of the motorcycle governing body?
6. How many countries is OSET Bikes now present in?
7. What's our membership club called?
8. What year was the very first OSET made?
9. What is our magazine called?
10. What rider has won 27 Trials World Titles?
11. Who are our most northerly and southerly importers?
12. What are the two types of batteries that we use in our bikes?
13. Name 3 famous enduro riders who started in Trials.
14. How many different voltages of bike do we have? What are they?
15. How many different designs of OSET casual t-shirts are there?
16. How many British championship titles have riders on OSET bikes won?
17. What is the name of the famous trial held in Scotland every year?
18. How many times has Elliot Smith (OSET Bikes founders' youngest son!) won the UK National Trials Championship?
19. How many parts categories are listed on our website?
20. What does OSET take seriously?

Get your pens and crayons out and design your own stickers for the 12.5 Racing



#osetbikes



Make sure to copy or take a photo of your finished design and post it on the OSET Bikes Facebook page – www.facebook.com/OSETbikes/

One lucky winner will even have their design turned into real sticker set for their bike

OSET Bikes Difficult Word Search



E	C	O	M	P	E	T	I	T	I	O	N	L	E	S	Z	M	P	A	N
T	O	S	R	D	K	B	E	Y	F	S	C	A	M	T	O	P	S	D	I
D	E	Q	A	P	O	U	S	E	L	M	T	D	O	N	E	I	P	C	L
N	F	O	S	E	T	H	W	A	Y	A	H	K	T	A	Q	R	O	M	Q
Y	H	S	Z	M	L	K	I	L	F	U	H	S	O	Z	B	A	I	S	R
O	J	T	O	P	Y	R	B	Q	S	Z	M	M	R	O	U	C	E	P	Y
Q	C	N	E	I	T	E	U	S	T	O	P	I	C	E	L	I	F	U	P
A	N	O	S	Z	M	S	Y	L	N	E	I	L	Y	S	D	N	H	C	Z
D	I	F	T	O	P	P	M	U	D	A	E	E	C	T	K	G	A	T	O
C	L	F	N	E	I	O	H	A	P	P	Y	M	L	N	S	P	N	E	E
M	Q	R	A	P	D	I	X	C	T	O	Q	S	E	A	N	S	D	S	S
S	A	O	Y	E	L	I	T	H	I	U	M	P	S	D	I	P	C	O	T
T	I	A	F	B	H	K	D	U	Y	M	H	O	Y	C	L	O	M	R	N
O	H	D	C	M	R	E	D	E	L	A	N	I	B	M	Q	P	U	B	A
P	P	O	B	W	A	C	U	S	J	D	I	E	L	E	C	T	R	I	C
P	N	B	R	B	E	S	Z	M	Q	C	L	H	Y	A	H	K	F	L	O
I	D	S	I	U	Y	T	O	P	U	M	Q	E	H	A	S	A	E	R	P
E	C	P	Q	K	L	N	E	I	I	S	P	C	B	U	Y	D	S	Z	M
S	L	O	F	D	E	P	A	R	E	D	A	O	M	T	I	Q	T	O	P
Q	A	A	P	D	I	S	D	K	T	L	F	U	H	R	E	W	O	P	E

1	OSET	
2	ECO	
3	RACING	
4	BIKES	
5	TRIALS	
6	ELECTRIC	
7	OFFROAD	
8	LITHIUM	
9	MOTORCYCLES	
10	QUIET	
11	MUD	
12	OSETCUPS	
13	COMPETITION	
14	ACU	
15	RIDE	

Can you find all the hidden words from the table above?

There are also some bonus hidden to find!

Design your own hoodie

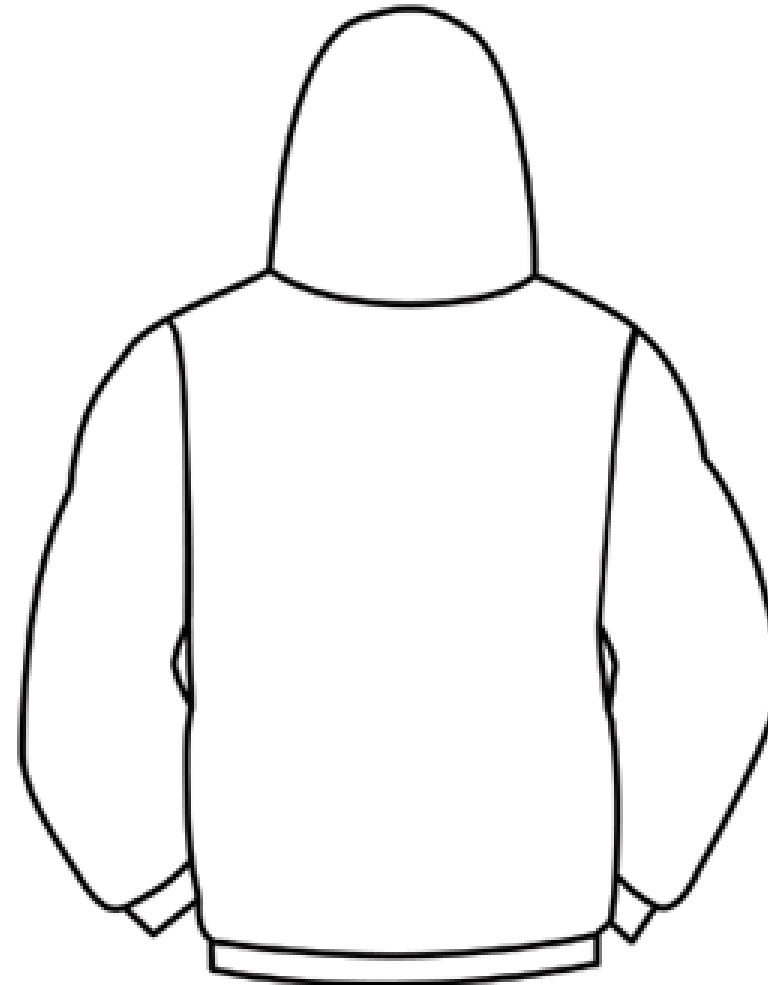
Get your pens, pencils and crayons out and design your very own OSET hoodie



#osetbikes



Front



Back

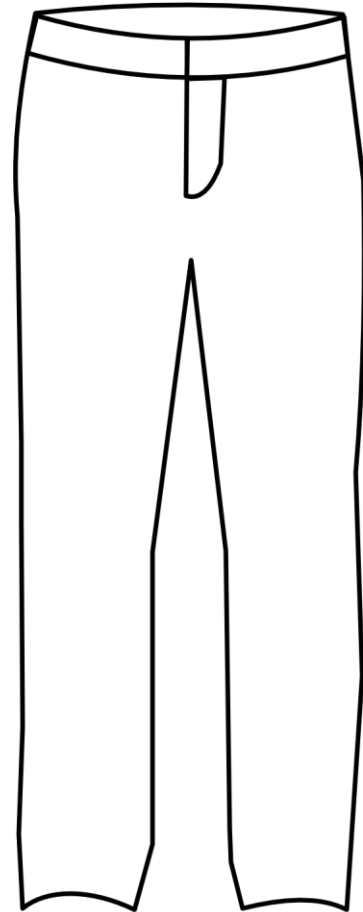
Make sure to copy or take a photo of your finished design and post it on the OSET Bikes Facebook page www.facebook.com/OSETbikes/ and tag with #osetbikes



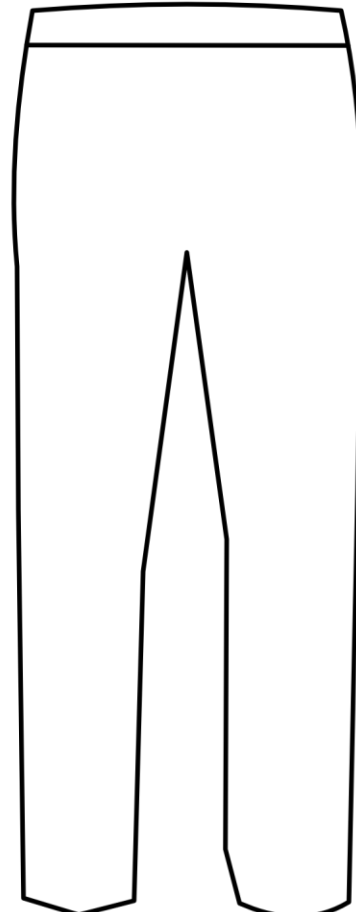
#osetbikes

Design your own riding trousers

Get your pens, pencils and crayons out and design your very own
OSET riding trousers



Front



Back



Side

Make sure to copy or take a photo of your finished design and post it on the OSET Bikes Facebook page www.facebook.com/OSETbikes/ and tag with #osetbikes